

DOMETIC FRESHJET 1700

Ideal for vehicles of up to max. 6 m.

Also works as two-zone air conditioning in vehicles of > 6 m.



- Cooling capacity: 1700 watts / 5800 Btu/h
- Heating capacity: 800 watts
- Consumption in cooling mode: 620 watts
- Can also be used while driving with optional DC kits
- Air conditioner including air distribution box
- Pleasantly cool, dehumidified air
- With heat function

AIR DISTRIBUTION BOX – FOR ALL FRESHJET MODELS

The FreshJet air distribution box was conceived using the latest knowledge in fluid dynamics. The air flows with full power in two directions, towards the front and rear. As a result, the living compartment can be cooled very quickly and efficiently. Both air flows can be adjusted as required: to the left or right, to the ceiling or flooring. The dimmable LED light adds an attractive design detail.

DOMETIC AIR DISTRIBUTION BOX

- Outstanding design
- Optimized air distribution in two directions – powerful cooling effect
- Dimmable LED lighting
- Easy maintenance (magnetic fastening)



Including
remote control



The direction of the air flows can be individually adjusted: to the left or right, towards the ceiling or flooring







All functions can be controlled by remote control. Moreover, on the control panel the FreshJet and the lights can be turned ON/OFF



The surrounding LED striplight can be dimmed using the remote control or the control panel



TECHNICAL DATA				
AIR CONDITIONERS	FRESHJET 1100	FRESHJET 1700	FRESHJET 2200	FRESHJET 3200
Ref. No.	9105306261	9105306262	9105306240	9105306264
Best for vehicle length (m)	max. 5	max. 6	max. 7	from 8
Cooling capacity (watts/Btu/h)	1000/3400	1700/5800	2200/7500	2800/9560
Heating capacity (watts)	—	800	1200	3300*1
Consumption Cooling/heating mode (watts) heat pump (watts)	430 / — —	620 / 800 —	950 / 1200 —	1300 / — 1350
Input voltage	230 V AC / 50 Hz			
Current consumption Cooling (A) Heating (A)	2.0 / — —	2.7 / 3.5 —	4.1 / 5.2 —	5.7 / — 5.9
Required circuit protection Cooling (A) Heating (A)	3 —	4 4	5 6	10 10
Refrigerant	R134a	R407c	R407c	R410a
Dimensions (W x H x D mm) External Internal		562 x 225 x 787 470 x 45 x 555		650 x 248 x 980 470 x 45 x 555
Roof opening (W x D, mm)	400 x 400	400 x 400	400 x 400	400 x 400
Roof thickness (mm)	25 – 60	25 – 60	25 – 60	25 – 60
Weight (kg)	22	29	32	36

/ Air distribution box



Number of air vents	2 (front/rear)
Air vent functions	Continuous air flow regulation for all vents
Number of blower speeds	4
Remote control	
Test marks	E-approved to EMC / automotive directive

/ Optional extras

Adapter frame	Adapter frame for the Freshjet models in roof openings which exceed the standard opening size of 400 x 400 mm / 9103500476
Adapter frame	Adapter frame for air conditioners or roof lights on a trapezoidal sheet metal roof / 9104114007
Protective cover	—

*1 Maximum heating capacity = heat pump capacity



Adapter frame for air conditioners or roof windows on a trapezoidal sheet metal roof with a roof opening of 400 x 400 mm

